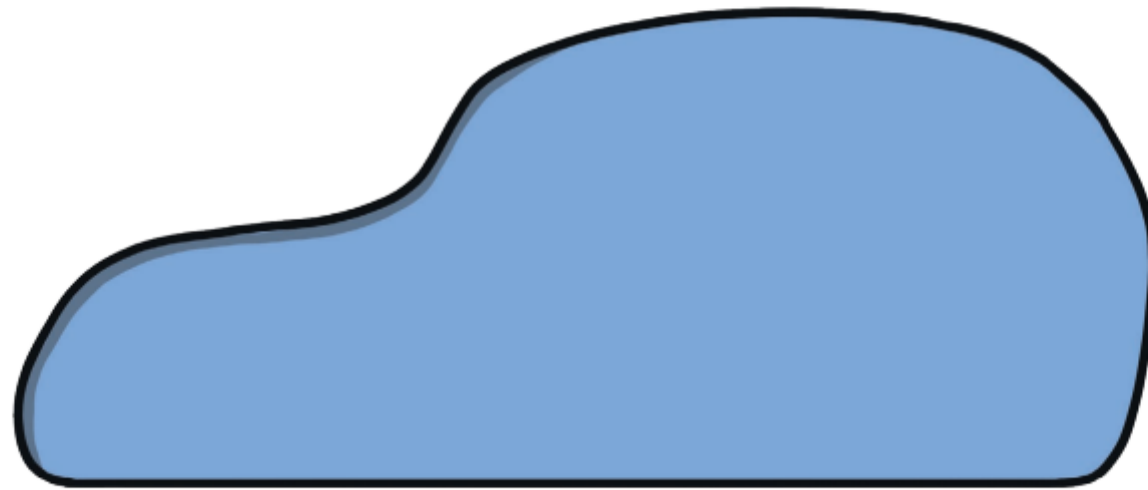


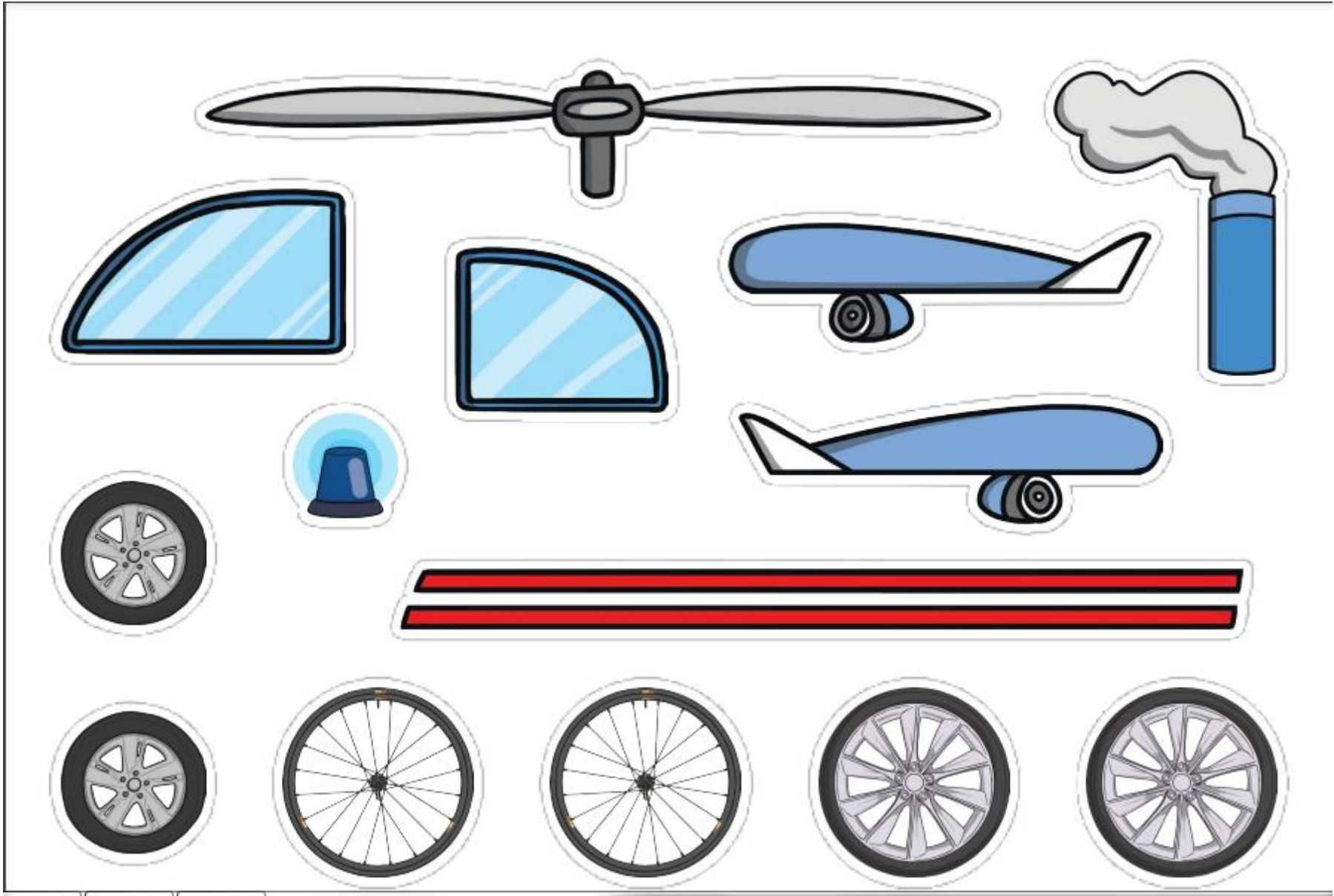
EYFS Homework menu Summer Term (1st half) 2026

This half term our topic is 'Transport.' Listed below are a range of activities for your child to complete at home to support their learning in the seven areas of the EYFS curriculum. Children can choose which activity or activities they would like to do throughout the first half of the summer term. We will have a 'sharing day' at school on **Thursday 21st May** when children can bring in and show any of the things they have completed. Please can all children complete the highlighted activity below and bring to school on 21st May to support our learning on that day. Many thanks and have fun!

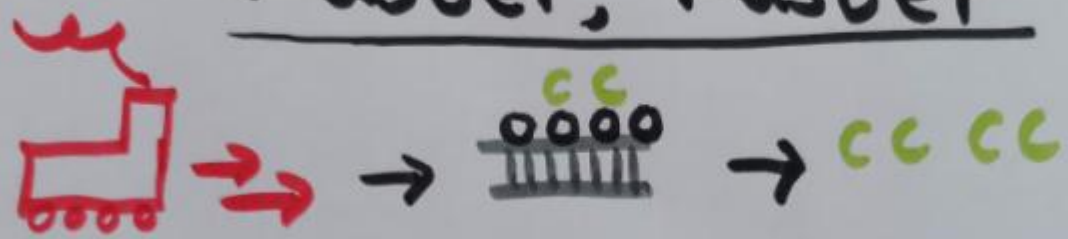
Personal, Social and Emotional Development	<ul style="list-style-type: none"> • Do a job at home to help your family. • Draw a picture to show how to keep germs away. • Make a poster of how to safely cross the road.
Communication and Language	<ul style="list-style-type: none"> • Make a collection of words about transport. Can you display them in an interesting way? • Tell your family 5 facts about a vehicle of your choice. • Learn one of our 'rhymes of the week' off by heart and perform it.
Physical Development	<ul style="list-style-type: none"> • Make up a dance about a vehicle of your choice. • Practice your handwriting of every letter in the alphabet - capitals and lower case. • Cut out and make your own vehicle below with scissors by yourself.
Literacy	<ul style="list-style-type: none"> • Use the text map below to re-tell the story 'Faster, Faster.' • Practice reading your RWI book or ditty every day. • Ask a grown up to say a CCVC/CVCC word, e.g. clap, test. Can you write the word by yourself?
Maths	<ul style="list-style-type: none"> • Find as many different ways as you can to show the numbers 11 to 20, e.g. dominoes, dice spots, collections of objects. • Complete the number ordering activity below. • Practice writing numbers to 20 correctly and the right way around.
Understanding the World	<ul style="list-style-type: none"> • Plant some seeds in your garden or in a pot and watch them grow. • Make a ramp for a toy vehicle. which vehicle travels the furthest? • Describe how a steam train works to an adult.
Expressive Arts and Design	<ul style="list-style-type: none"> • Make a model of a vehicle of your choice. Talk about what your vehicle is used for. See discussion point below. • Make up a song about a train or another vehicle. • Make a boat that floats in water.

Design a Vehicle





Faster, Faster



C C C C C C C

Faster, Faster

The Little Red Train went faster than ever before. Click clack went the wheels on the track. Clicketty clack Clicketty clack.

"Slow down!" said the lady with the strawberries.

"Slow down!" shouted the man with the crate of hens.

"Slow down!" shrieked the boy with the great big dog.


"Steady on!" cried the musicians.

"Faster Faster!" yelled the noisy children.

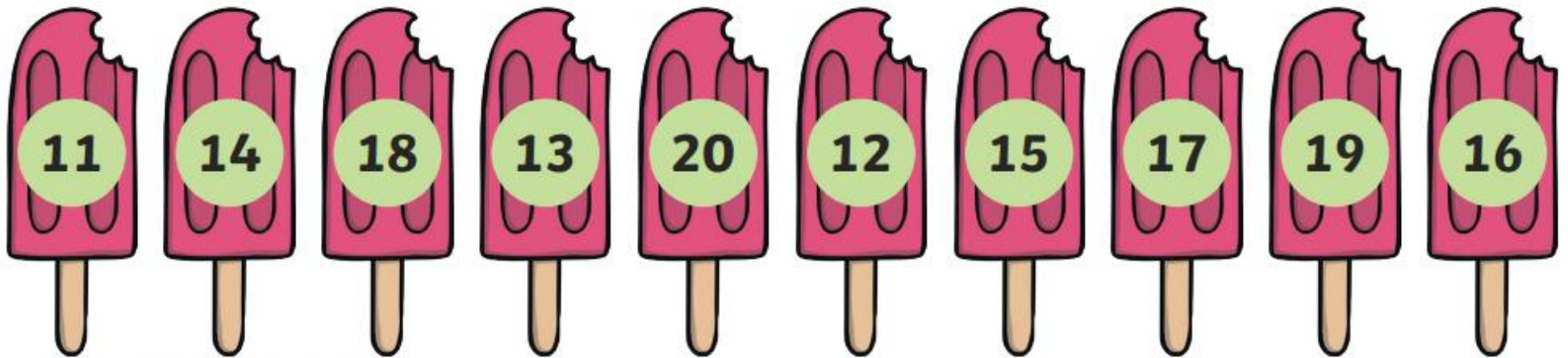
But Duffy Driver couldn't hear anyone shouting. He shovelled more coal into the firebox and the boiler made more and more steam and the wheels of the Little red Train went faster and faster and faster.....

Clicketty Clicketty Clicketty Clicketty Clicketty Clicketty clack.

Cut and Stick Number Ordering 11-20



Cut out the lollies below. Stick them in the correct order above.



Make a model of a vehicle

What vehicle are you going to make?

What does it look like? Can you sketch a picture of how you would like it to look?

What shall we use to make it, e.g. junk, Lego?

How can we attach the pieces? What would be good for the wheels/wings etc?

Do you want to add any colour? How shall we do that?

How does your vehicle move? How would it sound?

Are you pleased with it? What went well? What was difficult? Do you want to change anything?